



Race Management Discussion

2023 SYC Racing Program

Richard Leaders & Fields Gunsett

1

Agenda

- Introductions
- Review from 2022
 - Debrief ... what worked/what did not/what needs to be changed?
 - Constructive comments only, with suggestions.
- SYC Wednesday Night racing
 - A review of best practices for our club events.
- Anything else of interest to the group.

2

Debrief

- 2022 Retrospect
 - Three six race series
 - Signal boat
 - ????
- Thoughts for 2023
 - One throw-out per series
 - If you want to run the race from your anchored boat, you will be awarded average points
 - Modify RRS A5.3 to change DNC to a less painful score (2+ DNF?)
 - Weather recommendations – velocity and temperature – race/no race
 - ????

3



Making due — with what you've got . . .


Complete standardization of the methods for conducting races is not possible. Certain criteria, techniques, and equipment are common to all race committee work. Some clubs run races for small dinghies on lakes, while others run offshore regattas, team races, or multihull events. Today – the discussion will be to look at the unique aspects of managing an event on Wednesday evening knowing the limits of SYC.

4

Disclaimer

- I, and some of the others in this room, are US Sailing certified race officials. I apologize in advance if I act like the *Racing Rules of Sailing* are overly important.

5

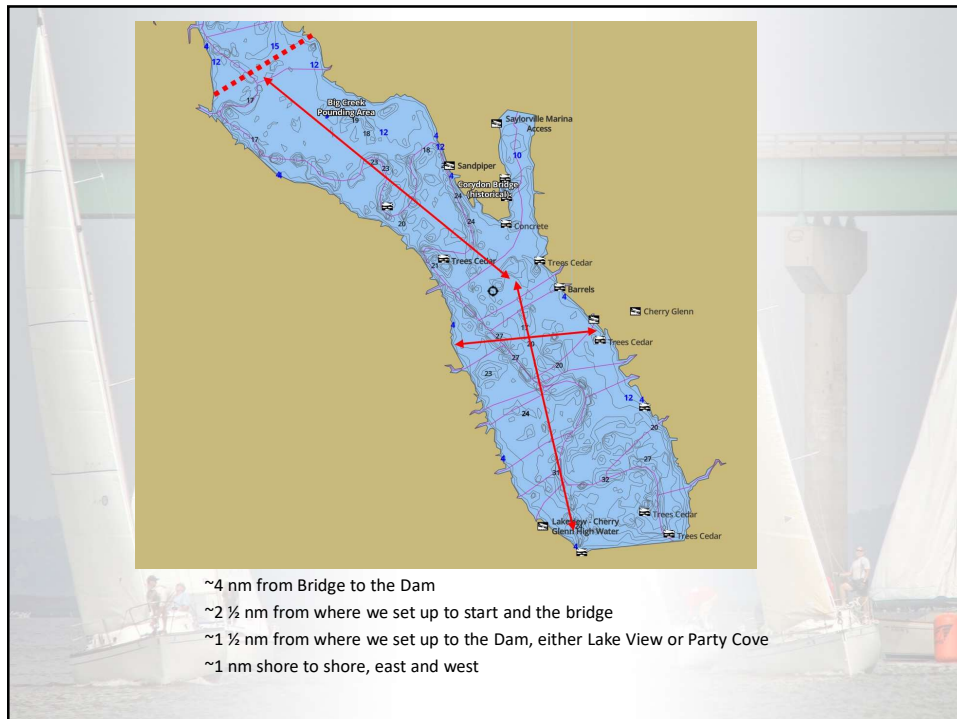


6

Race Management Procedures

- The notice of race and sailing instructions will have been published prior to the first week of racing – review them prior to coming out to serve as the Principal Race Officer.
 - These documents tell you how SYC will conduct races.
 - When to start, finish, the type of course, limits ...
 - They are rules and may not be arbitrarily changed
- Check the weather for the evening
 - This will tell you if you want to sail
 - Which direction that you will go

7



8

SYC runs everything entirely out of a dock box

- Dock box is located between the 400 and 500 docks at the marina
- The combination for the lock is **0839**
- Equipment is located in the box
 - Buoys
 - Ground tackle
 - Inflator
 - Forms

9

If you are the designated PRO

Anchored signal boat

- Equipment (SYC Dock Box)
 - 1 or 2 inflatable marks
 - Ground tackle
 - Inflator
- Equipment (PRO)
 - Anchor adequate to hold position
 - VHF Radio
 - Clock
 - RRS 26 starting App

You will sail and participate

- Equipment (SYC Dock Box)
 - 2 or three inflatable marks
 - Ground tackle
 - Inflator
- Equipment (PRO)
 - VHF Radio
 - Clock
 - RRS 26 App

10

Setting the Course

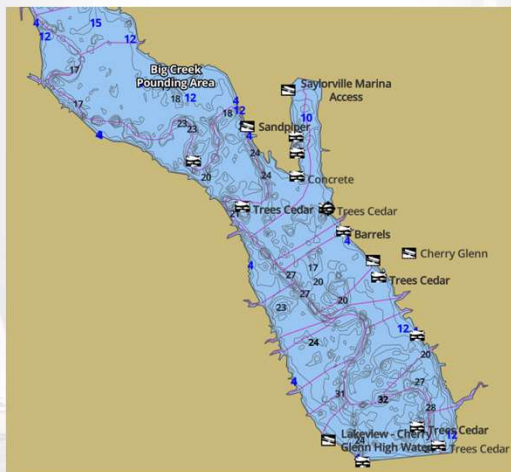
- Set the starting line length to be ~2x the aggregate length of all boats racing
 - For example,
 - Beneteau 23.5 – 23.5'
 - S2 7.9 - ~26'
 - Viper 640 - ~21'
 - FarEast 26 - ~27.5'
 - Ultimate 20 - ~21'
- No one wants to hit another boat – error on the long side.

Total ~118'
Twice ~236'
~76.667 yds

11

Where are you going to sail?

- Set the start/finish line square to the mark.







12

Prior to the start

- Arrive at the starting area ~30 min prior to the scheduled warning
- Set the starting line
- Start watching for boats that are coming to the starting area
- Record boats
- ~15 min prior to the warning –
 - welcome the participants,
 - give them a weather forecast,
 - announce the racecourse,
 - make any announcements that are of interest to the participants

13

STARTING SEQUENCE WITHOUT STARTING LINE PENALTIES

Warning	↑	with SOUND - 5 minutes	 Class Flag
Preparatory	↑	with SOUND - 4 minutes	
1 Minute	↓	with LONG SOUND - 1 minute	
Start	↓	with SOUND - 0 minutes	 Class Flag

14

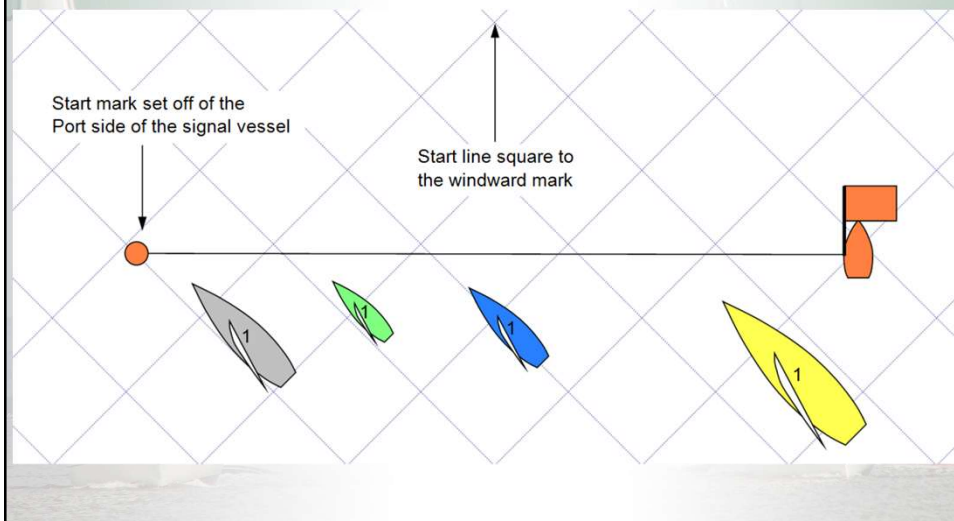
Racing Rules of Sailing 26 for our events

1. The Start

- a. Races will be started using RRS 26 as modified below,
 - i. There will not be any visual signals,
 - ii. Visual signals will be replaced with a verbal announcement made on VHS channel 72 as to what signal will be made and the time it will be made. This modifies RRS 26.
- b. The starting line will be between the buoys that are set outside of the "outer channel marker".
- c. If a signal boat is anchored, the starting line will be staff displaying the orange flag on the signal vessel at the starboard end and the course side of the port end starting mark.
- d. Competitors are reminded that SYC Wednesday Night Races we often do not use a signal vessel, a boat is expected to take the appropriate penalty if they are knowingly on course side and start prior to the starting signal.

15

Typical Wednesday Night Starting Line



16



Starting Apps

Android – Google Play

Sailing Race Starts Free
Sailbot
Regatta Start - SailGrib RS
Voice Sail Start Timer

iOS – Apple Store

Sailbot
Voice Sail Start Timer
Sailing Start Timer
Race Master Sail Timer

17

Once the race has started -

- Changing the next leg of the course (RRS 33)
 - Options ... none for SYC Wednesday night racing
- Shortening after the start (RRS 32)
 - If it is apparent that boats will not finish in the time limit (Sunset), and no boat has rounded the weather mark – the R/C can hail all of the boats and require them to take their finish at the rounding mark.
 - What if a boat fails to hear the hail?
- Abandoning after the Start (RRS 32)
 - Hail that racing for the evening has been abandoned.
 - For SYC, if a boat has finished in the time limit, do not abandon.

18

Time limit (RRS 35)

- RRS 35 - If a boat starts, sails the course and finishes within the time limit for that race, if any, all boats that finish shall be scored according to their finishing places unless the race is abandoned. If no boat finishes within the race time limit the race committee shall abandon the race.
- For SYC Wednesday night races the time limit is Sunset, not last light.

Spring Series		
Date	Warning	Sunset*
3-May	1825	2015
10-May	1825	2022
17-May	1825	2029
24-May	1825	2036
31-May	1825	2042
7-Jun	1825	2047

19

Taking finishes

If you anchored and served as a signal boat,

- Record the start times – HH:MM:SS
- Record the time HH:MM:SS for each boat that crosses the finish line (probably the same line that you used to start the boats from.
- Email or text results to the SYC Race Director

If you are racing

- The PRO records the start times
- Each boat is responsible for taking their own finish time (HH:MM:SS)
- Email or text these times to the SYC Race Director

20

End of the day

- Anchored signal vessel
 - Pick up the marks
 - Put stuff back into the dock box
- No anchored signal vessel
- Last two boats pick up the S/F line
- If only one mark remains, take your time as you pass near this mark
- Email list of boats, start time(s) and finish information to the SYC Race Director
 - racing@saylorvilleyachtclub.org

21

A couple of other things you can do

- Postpone
 - Normally, this would be signaled with an Answering Pennant and two sound signals ... but,
 - If you need to stop the starting sequence and re-start, hail to the participants that you are postponing.
 - Normally, the end of the postponement is signaled by removing the AP with one sound and starting the sequence one minute later.
 - Make announcements about your intentions on the VHF radio channel

22

Second option ... Abandon

- Normally, we would abandon by signaling with code flag “N” and three sound signals
 - If there is absolutely no wind and no boat will finish before sunset ... Abandon
 - If a thunderstorm appears on the horizon ... Abandon
 - If you check the weather and there are lightning strikes near by ... Abandon
 - For any reason that directly affects the safety or fairness of the competition ... Abandon
- Use the VHF radio to communicate your intentions.

23



The End

What else do we need to talk about?

24